



ASSEMBLY INSTRUCTION

NC3MX-TOP & NC5MX-TOP | XLR Cable Connector



IP65 RATED AND UL50E APPROVED.

1 & 3 STANDARD ASSEMBLY OF XLR CONNECTOR

2 & 3 WITH ASSESSORIES:
CABLE & BOOT ASSEMBLY WITH INSERTION TOOL.
ITX-TOP: Cable insertion tool to guide the cable into the boot.



1 STANDARD CABLE ASSEMBLY




Ⓐ Cut cable end approx. 45°.




Ⓑ Slide the bushing over the cable.

To ease the boot assembly apply some cable pulling lubricant to the cable ends.

2 CABLE & BOOT ASSEMBLY WITH INSERTION TOOL




Ⓐ Position the Insertion Tool onto the cable.



Ⓑ Wet the tip with mounting fluid.



Ⓒ



Ⓒ Slide the cable with the tool throught the boot.


Ⓓ



Ⓓ Remove the tool.


3 ASSEMBLY INSERT AND CONNECTOR

Ⓐ Cable O.D.: 5.0 - 8.0 mm
[0.19 - 0.32"]



Ⓐ Prepare cable as shown.

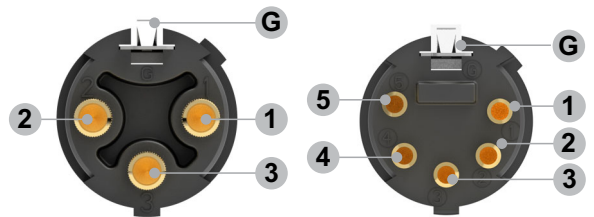
Ⓑ



Ⓑ Insert wires into the terminals and SOLDER them.

Wiring: 3 pole

5 pole




Ⓒ



Ⓒ Put chuck onto the cable.

Attention: Pay attention to the guiding key.

Ⓓ




Ⓓ Slide insert and chuck together into the housing.

Important: Align the insert by positioning as shown.



E



E Finish the installation by turning the bushing onto the connector.

Attention:

Screw the bushing to the end of the thread.



FINISHED XLR TOP



Find more XLT TOP details on www.neutrik.com.



ITX-TOP TOOL:
Find more details on www.neutrik.com/product/itx-top



NEUTRIK AG	LI	T: +423 / 237 24 24	F: +423/232 53 93
NEUTRIK USA Inc.	USA	T: +1 704 / 972 3050	F: +1 704/438 9202
NEUTRIK (UK) Ltd.	UK	T: +44 1983 / 811 441	F: +44 1983/811 439
NEUTRIK Vertriebs GmbH	DE/NL/AT/DK	T: +49 8131 / 280 890	F: +49 8131/280 830

NEUTRIK France	FR	T: +33 1/4131 6750	F: +33 1/4131 0511
NEUTRIK Tokyo Ltd.	JP	T: +81 3/3663 4733	F: +81 3/3663 4796
NEUTRIK Hong Kong Ltd.	HK	T: +852/2687 6055	F: +852/2687 6052
NEUTRIK India Pvt. Ltd.	IND	T: +91/982 05 43 424	F: +91/22 26163 540

Draft. Nr.: BDA 550 V2 | Update: 26.11.2019 | Data subject to change without prior notice. ©2019 NEUTRIK®. ALL RIGHTS RESERVED. NEUTRIK® is a registered trademark.